




# Supported Learning



# New Zealand Certificate in Skills for Living for Supported Learners (Level 1)

 Level 1
 1 year, full-time
 FREE

Gain the skills to become more independent, improve your communication and plan for your future. This programme allows students to come together to learn life skills, while focusing on tailored individual development.

## Programme outline

This programme is designed for people with an intellectual/learning disability who require specialised support to develop the skills and knowledge to maximise their potential. To gain increased confidence to meet their aspirations, support their life and work goals, so as to participate and contribute as a productive citizen of Aotearoa New Zealand.

The programme is based at the Petone campus and runs four days a week for 40 weeks, including six weeks of holidays. The programme includes a mix of classroom teaching and activities outside the classroom to enhance learning.

Each week students have a community participation outing. These outings are linked to classroom topics and are designed to introduce students to various community facilities.

The programme also features weekly Adventure Based Learning trips which are used to develop team work, enhance problem solving skills and to challenge the students.

## More detail about this qualification

This programme offers the following four courses

### Managing everyday living

Students will develop the knowledge and skills to be able to manage daily living, set goals and participate in the community.

### Health and wellness

Students will develop knowledge and skills to manage and maintain their health and wellness. Skills will be

developed to enable the students to have a safe home environment and to be able to access support within the community.

### Developing communication

This course develops the knowledge and skills to assist effective communication with others, give and receive information and solve everyday problems.

### Responsible citizenship

This course develops knowledge and skills so students will be responsible citizens, participate in their community, understand their own culture and have a basic understanding of Tikanga Māori.

## Entry requirements

Applicants are required to attend an interview with tutors to identify their strengths and needs and ensure that the programme provides an appropriate pathway. The applicant may be supported by whānau and/or other nominated support people. The following points will be considered.

- The applicant's literacy, numeracy, computer and language skills. The applicant will be asked to fill in a brief form to determine capabilities.
- The applicant's learning or behavioural needs which might impact on programme engagement
- The applicant's level of independence in terms of engagement in daily activities and self-care
- The applicant must be aged 18 years or over at commencement of the programme.

### Special entry

An applicant who does not meet all entry requirements may be granted entry where the Head of School is satisfied the applicant is capable of undertaking the programme.

*\* International fees shown here do not include insurance and administration (currently approximately \$924 per year of study)*

### Contact the Supported Learning team

Kim Eastergaard. [kim.eastergaard@weltec.ac.nz](mailto:kim.eastergaard@weltec.ac.nz) or 027 356 9920

Jaymie Rangiuiia [jaymie.rangiuiia@weltec.ac.nz](mailto:jaymie.rangiuiia@weltec.ac.nz) 027 201 2873

Disclaimer: The information contained in this document is correct at the time of print. Whitireia and WelTec | Te Pūkenga reserves the right to cancel or postpone any of the programmes, and shall not be liable for any claim other than the proportion of programme fees that the cancelled portion bears. Some programmes may be dependent upon formal approval from NZQA (New Zealand Qualifications Authority), TEC (Tertiary Education Commission) funding allocation, and the number of enrolments. As part of the NZQA targeted review of all Level 1-6 New Zealand qualifications, there may still be changes to some programmes starting in 2024. Fees, programmes, entry and selection criteria, and dates, are subject to change. Please check the relevant programme pages at [whitireiaweltec.ac.nz](http://whitireiaweltec.ac.nz) for up-to-date information and full entry regulations before applying to enrol. Information regarding English language requirements is available on each course page at [whitireiaweltec.ac.nz](http://whitireiaweltec.ac.nz).