




Animal Care



New Zealand Diploma in Veterinary Nursing (L6) (Companion Animal Veterinary Nursing)

 Level 6
 2 years, full-time (part-time options available)
 \$8,601 (indicative for 2025 intake)

Become a fully qualified veterinary nurse. Develop and learn a range of nursing skills including clinical, surgical, hospital and diagnostic skills, both in the classroom as well as on work placement in veterinary clinics. This programme is for new students.

Programme outline

This programme is for those wanting to become a Veterinary Nurse. We offer the Companion Animal Strand which covers cats, dogs, birds, rabbits, and rodents.

Veterinary Nursing is a highly rewarding profession, working within an interprofessional team to provide healthcare to animal patients. As a qualified veterinary nurse, you will have a high level of responsibility within your scope of practice and will be eligible to apply for voluntary registration with the Allied Veterinary Professional Regulatory Council.

During this programme you will gain the knowledge, skills, and attributes to work in animal healthcare settings such as veterinary clinics, veterinary product suppliers, government agencies, zoos, animal rescues or research organisations.

More detail about this qualification

This programme is delivered by blended learning, i.e., face to face and online learning. This means some of your lessons may be delivered via Moodle (our online learning platform), which will require you to have a computer and internet access at home.

Placement

You must complete at least 750 hours of work placement during the two-year programme. You will complete your placements across different facilities including a minimum of 45 hours in an animal related

facility and a minimum of 480 hours in veterinary clinics – a minimum of two clinics is strongly recommended. Placements will need to be organised for non-teaching days, and we recommend you organise your placement close to your home. More information about organising your placement will be provided upon enrolment.

Courses

Year 1

- ANML5001 Veterinary Nursing Practice
- ANML5002 Anatomy and Physiology
- ANML5103 Animal Husbandry and Behaviour
- ANML5104 Companion Animal Practicum I
- ANML5105 Introduction to Anaesthesia and Analgesia
- ANML5106 Introduction to Medical Nursing
- ANML5107 Introduction to Surgery and Diagnostics
- ANML5108 Companion Animal Practicum II

Year 2

- ANML6101 Anaesthesia Management and Emergencies
- ANML6102 Medical Nursing and Diagnostics
- ANML6103 Companion Animal Practicum III
- ANML6104 Surgical Nursing and Dentistry
- ANML6105 Imaging and Veterinary Nursing Services
- ANML6106 Companion Animal Practicum IV

Entry requirements

To be admitted to this programme, applicants must meet the following academic admission requirements:

NCEA Level 2 or higher including a minimum of:

- 12 credits in English at Level 2 or higher
- 12 credits in Mathematics at Level 1 or higher
- 12 credits of relevant science (preferably Biology) at

Disclaimer: The information contained in this document is correct at the time of print. Whitireia and WelTec | Te Pūkenga reserves the right to cancel or postpone any of the programmes, and shall not be liable for any claim other than the proportion of programme fees that the cancelled portion bears. Some programmes may be dependent upon formal approval from NZQA (New Zealand Qualifications Authority), TEC (Tertiary Education Commission) funding allocation, and the number of enrolments. As part of the NZQA targeted review of all Level 1-6 New Zealand qualifications, there may still be changes to some programmes starting in 2024. Fees, programmes, entry and selection criteria, and dates, are subject to change. Please check the relevant programme pages at whitireiaweltec.ac.nz for up-to-date information and full entry regulations before applying to enrol. Information regarding English language requirements is available on each course page at whitireiaweltec.ac.nz.

Level 1 or higher

Or

- New Zealand Certificate in Animal Healthcare Assisting (Level 4)
- New Zealand Certificate in Animal Management (Level 4)
- New Zealand Certificate in Animal Care (Level 3)

Or

- A recognised equivalent

In addition to meeting the requirements for admission, all applicants must complete a [health and criminal declaration form](#) to ensure fitness to practice, prior to acceptance into the programme.

*Convictions of any offence may not necessarily exclude applicants from enrolment. Any decision is made on a case-by-case basis at the discretion of the delegated authority.

Selection processes may apply where the number of applications exceed the number of available places.

Course related costs

The following costs are approximate. Confirmed costs and details on where to purchase your uniform will be sent out prior to the programme's start date.

Uniform: \$100

Medical Equipment: \$135

Placement travel costs: these will vary depending on where you live and where your placements are.

Credit recognition

If you have relevant skills and knowledge through study or experiences in work or other activities, you may be able to receive credit for them when enrolling in a programme of study. This is done through a process called [credit recognition](#).

How to apply

Complete the [health and criminal declaration form](#) and save to your computer so you can attach it when you complete the online application.

Declaration Form



Disclaimer: The information contained in this document is correct at the time of print. Whitireia and WelTec | Te Pūkenga reserves the right to cancel or postpone any of the programmes, and shall not be liable for any claim other than the proportion of programme fees that the cancelled portion bears. Some programmes may be dependent upon formal approval from NZQA (New Zealand Qualifications Authority), TEC (Tertiary Education Commission) funding allocation, and the number of enrolments. As part of the NZQA targeted review of all Level 1-6 New Zealand qualifications, there may still be changes to some programmes starting in 2024. Fees, programmes, entry and selection criteria, and dates, are subject to change. Please check the relevant programme pages at whitireiaweltec.ac.nz for up-to-date information and full entry regulations before applying to enrol. Information regarding English language requirements is available on each course page at whitireiaweltec.ac.nz.